



Thompson Retractor

Uncompromised Exposure™

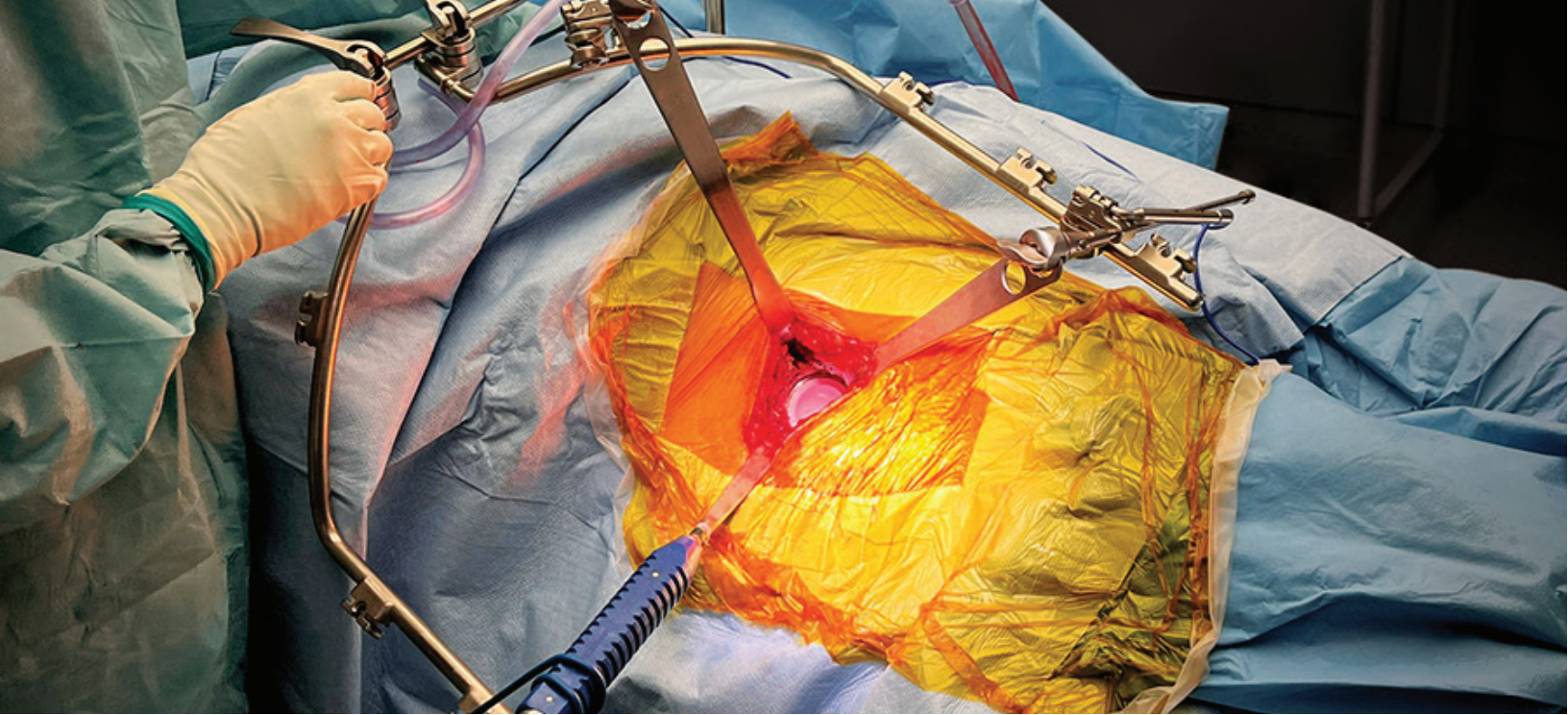


TOTAL JOINT CATALOG

Hip - Knee - Shoulder

**"I use the Thompson Retractor for every hip case...
I would never go back to the way it was done before."**

- Dr. Luk Verhelst



CONTENTS:

Exclusive Features.....	4-5
Systems + Add-Ons	6-9
System Components + Accessories.....	10-15

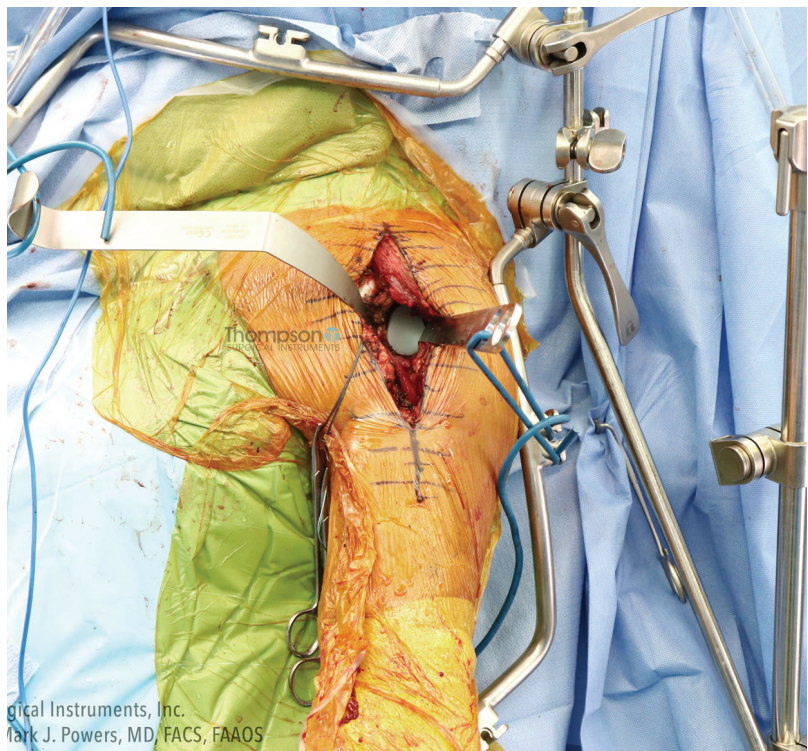
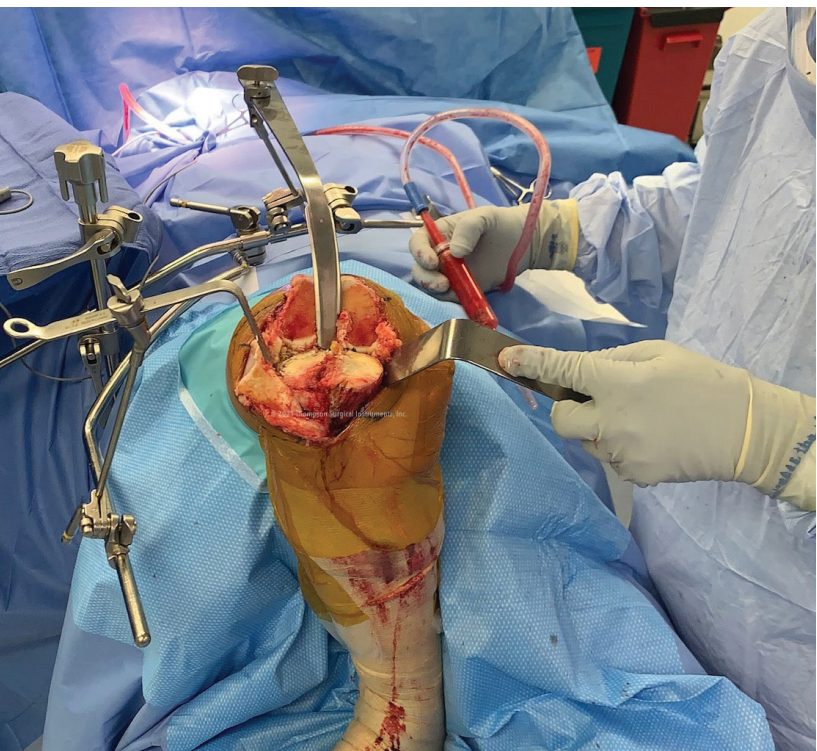


Table-Mounted Total Joint Retraction

Firm Hold with Fewer Hands Required

Thompson's table-mounted Total Joint Retractor System is ideal for orthopedic surgeons performing hip, knee, and shoulder procedures. This specialized system utilizes rigid handles or flexible tethers to attach retractor blades to a stable, table mounted frame which eliminates the need for extra staff to hold retractors. A sterile mount, low profile design, and streamlined set up saves time and space.

Thompson Retractor Exclusive Features: Thompson is dedicated to offering the most forward thinking, proven, and high quality features. These exclusive, often patented, features define Thompson and allow for Uncompromised Exposure.

"By improving the direct visualization of the native landmarks during Direct Anterior Approach THA, the Thompson Hip Retractor System provides the surgeon with improved confidence for consistent, accurate component placement."

- Lee E. Rubin, MD



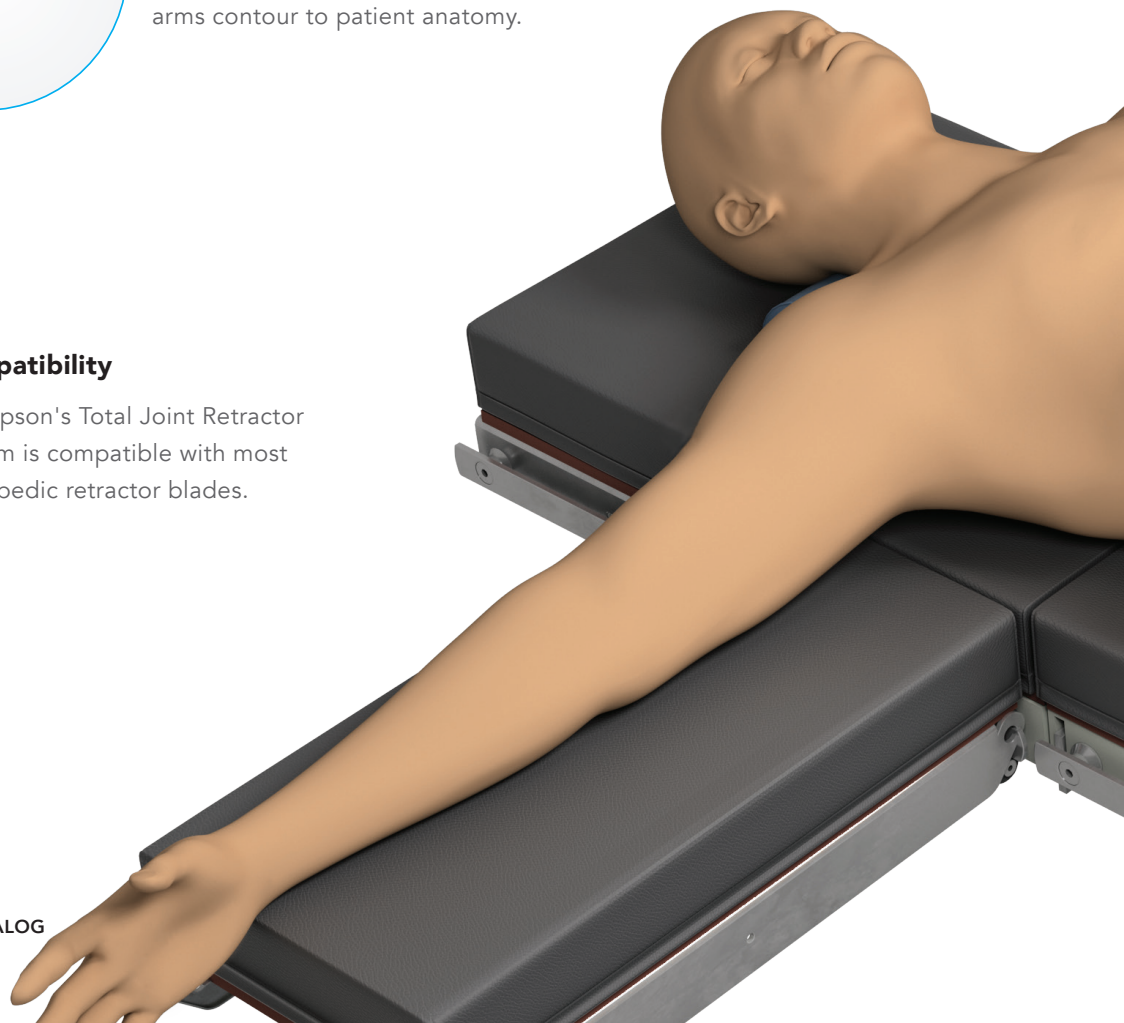
Anatomically Designed Frame

Low profile, independent frame arms contour to patient anatomy.



Compatibility


Thompson's Total Joint Retractor System is compatible with most orthopedic retractor blades.






Sterile Mount Rail Clamp

Thompson's table mounted frame eliminates retractor shifting. Top control allows attachment to table, as well as adjustments, to be achieved within the sterile field.



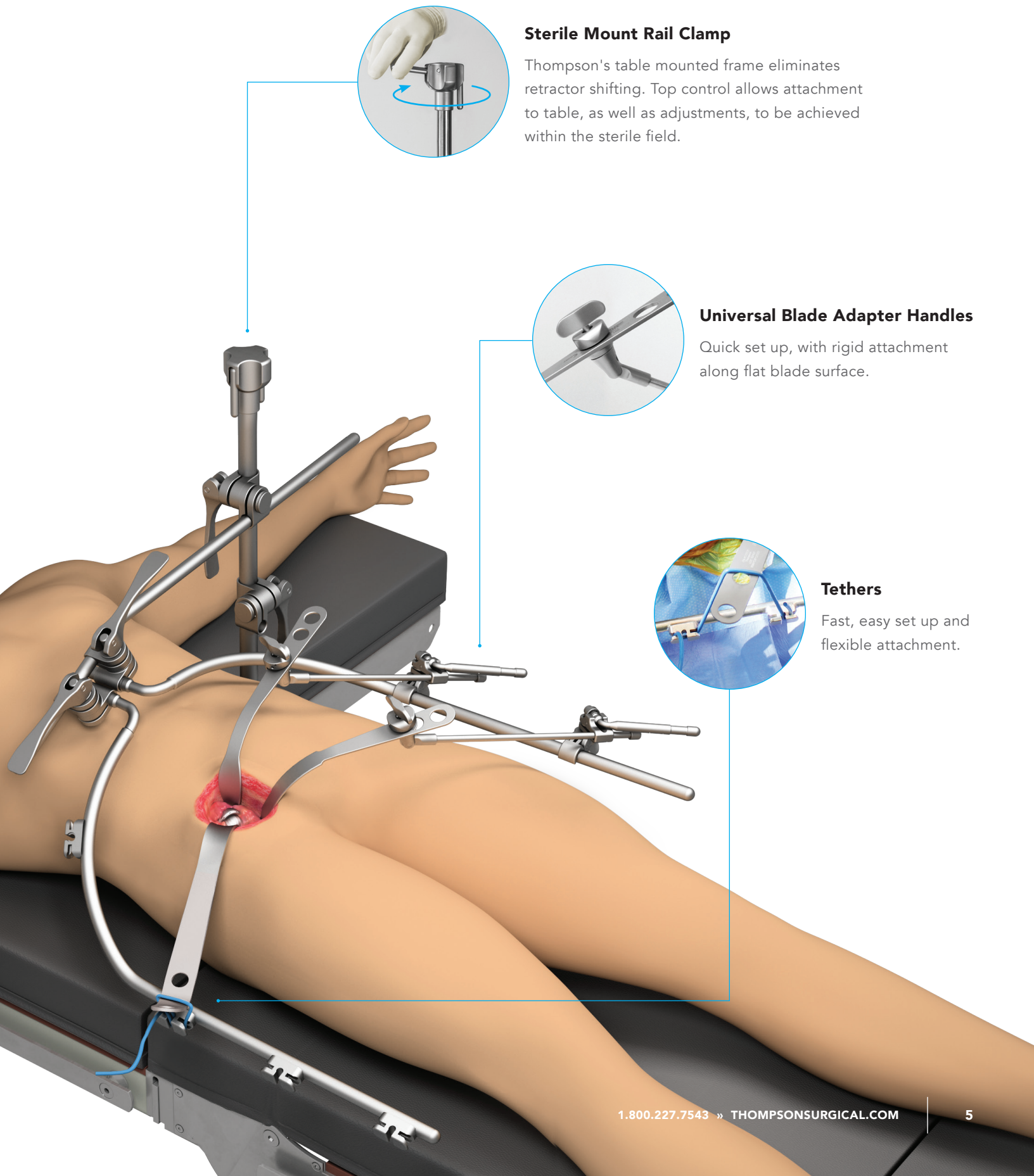
Universal Blade Adapter Handles

Quick set up, with rigid attachment along flat blade surface.



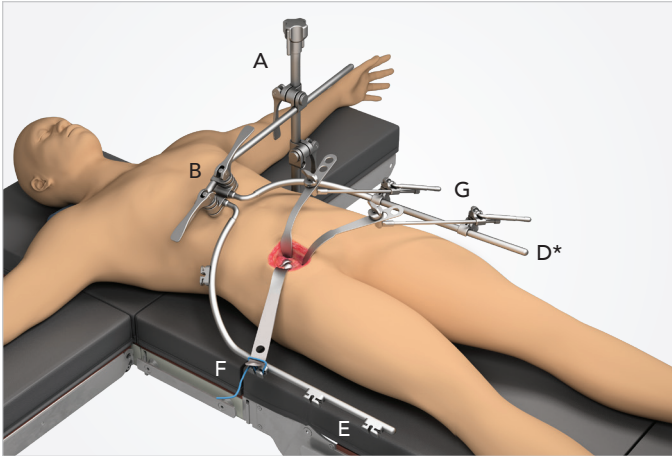
Tethers

Fast, easy set up and flexible attachment.

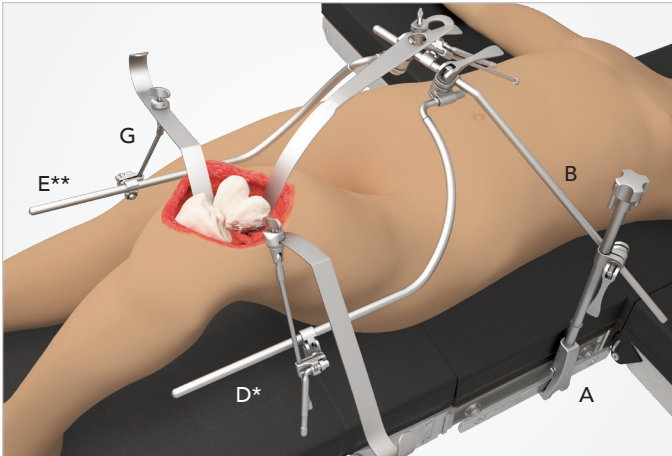


Total Joint Retractor SUGGESTED SET UPS

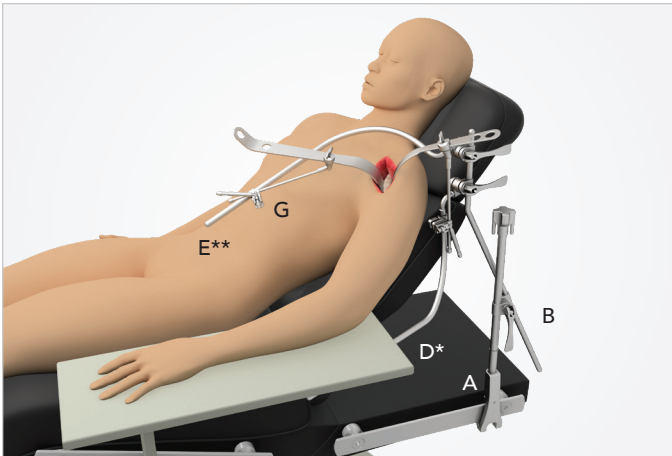
Hip



Knee



Shoulder



TOTAL JOINT FRAME KIT #82045

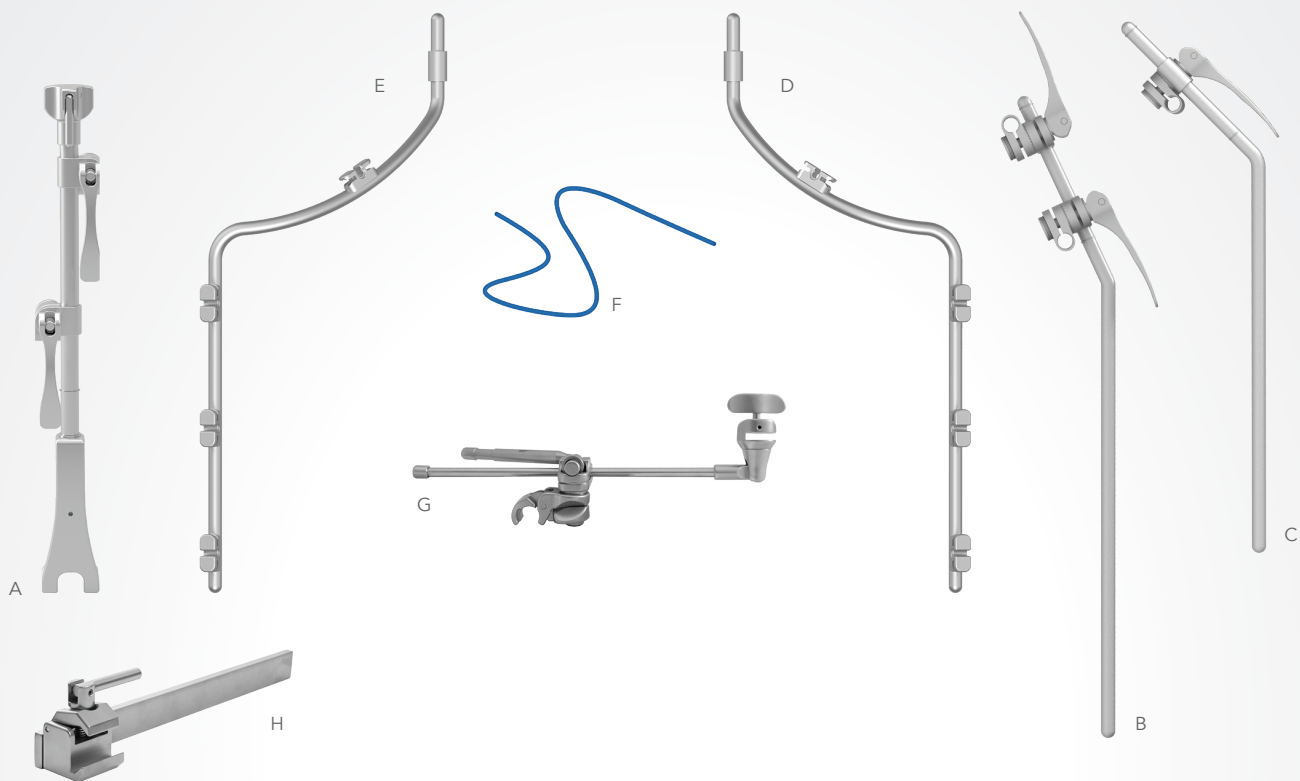
REF	PART #	ITEM DESCRIPTION	QTY
Tray 1			
A	43903ACL	Elite III Rail Clamp with 2 Cam Joints 16"	1
B	43991	22" Crossbar with 2 Cam III Joints	1
C	43646C	20" Upright Arm with 1 Cam III Joint	1
D	44203	20" Curved Arm with Cleats 1	1
E	44204	20" Curved Arm with Cleats 2	1
F	42105	Tether 24" - 5 pack (Latex Free)	2
G	42126BP	Cam II Clip-on Blade Adapter 8 1/2"	3
	42126BLP	Cam II Clip-on Blade Adapter 12"	1
H	41938	Rail Extender 20" with 1 Power Rail Clamp	1
	50000G	Instrument Case (23" x 11" x 3 1/2")	1

* Shown with 44201 - 20" Curved Arm 1
** Shown with 44202 - 20" Curved Arm 2

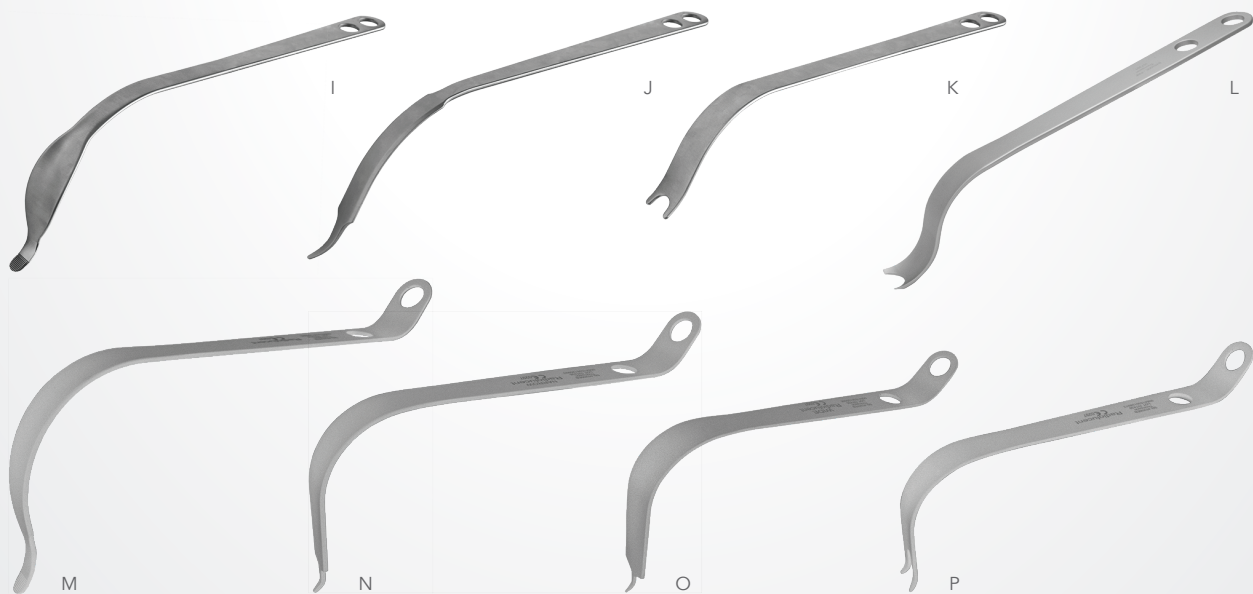
HIP BLADE KIT #82047

REF	PART #	ITEM DESCRIPTION	QTY
Tray 1			
I	45301	Cobra Hip Blade 11"	2
J	45305	Hohmann Hip Blade 11"	2
K	45309	Dual Prong Hip Blade 11"	2
L	45300	Femoral Neck Elevator 14"	1
M	45302	Curved Cobra Hip Blade 12 1/2"	1
N	45306	Curved Hohmann Narrow Hip Blade 12"	1
O	45307	Curved Hohmann Wide Hip Blade 12"	1
P	45308	Curved Dual Prong Hip Blade 12"	1
	50000G	Instrument Case (23" x 11" x 3 1/2")	1

Total Joint Frame Kit COMPONENTS

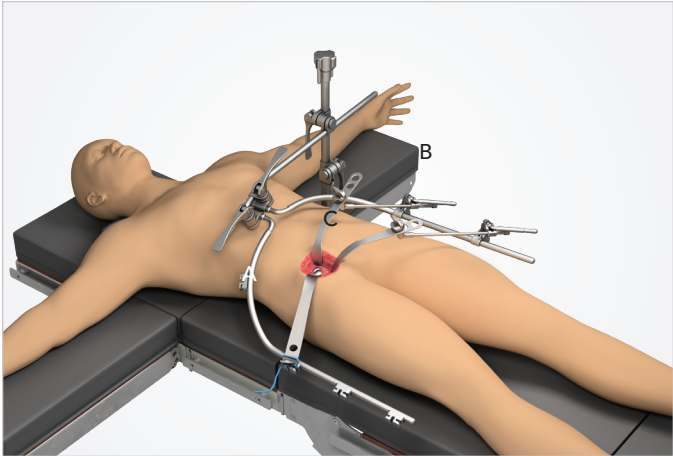


Hip Blade Kit COMPONENTS



Optional Hip Add-Ons

Muscle Retractor

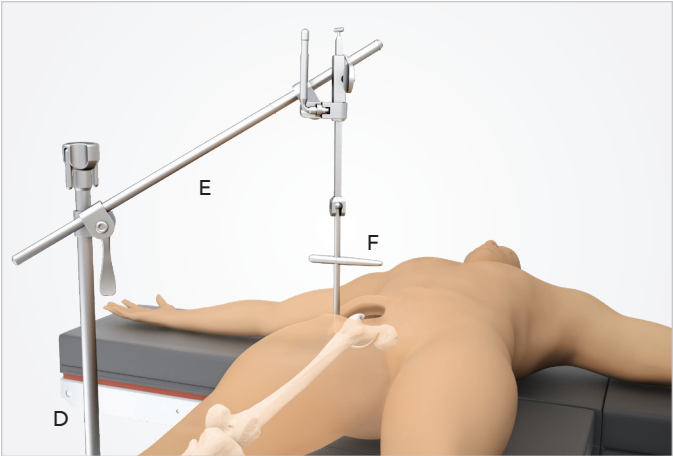


MUSCLE RETRACTOR ADD-ON KIT * #SL90060

REF	PART #	ITEM DESCRIPTION	QTY
Tray 1			
A	SL45006CGP	Micro-Adjustable II Clip-on Quick Angle 10"	1
B	SL45006CGRP	Micro-Adjustable II Clip-on Quick Angle 15"	1
	60020	T-Handle	2
C	SL46410T	Hibbs with Teeth 25mm x 75mm (1" x 3")	2
	SL46414T	Hibbs with Teeth 25mm x 115mm (1" x 4 ½")	2
	SL46418T	Hibbs with Teeth 25mm x 165mm (1" x 6 ½")	2
	50000G	Instrument Case (23" x 11" x 3 ½")	1

* Retractor frame required for use.

Femur Elevator



FEMUR ELEVATOR SYSTEM #90025

REF	PART #	ITEM DESCRIPTION	QTY
Tray 1			
D	43902AC	Elite III Rail Clamp with 1 Cam Joint 18"	1
E	44301	25" Straight Arm with Elevator Handle	1
F	44309	Femur Hook 9"	1
	44312	Femur Hook 12"	1
	50000BL	Instrument Case 26" x 10" x 5"	1

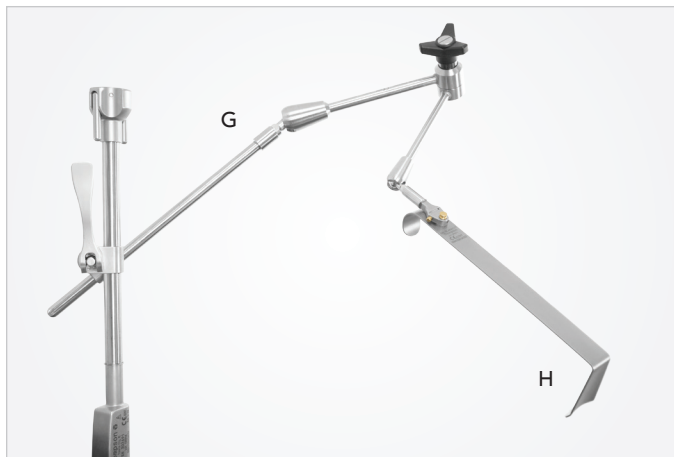
FEMUR ELEVATOR ADD-ONS

PART #	ITEM DESCRIPTION
44300	20" Straight Arm with Elevator Handle
41938 **	Rail Extender 20" with 1 Power Rail Clamp

** Required for use with Hana® tables or leg positioning systems such as the Arch system.

Optional Hip Add-Ons (Continued)

S-Lock Articulating Arm + Long Hibbs Blade



Mueller Retractor



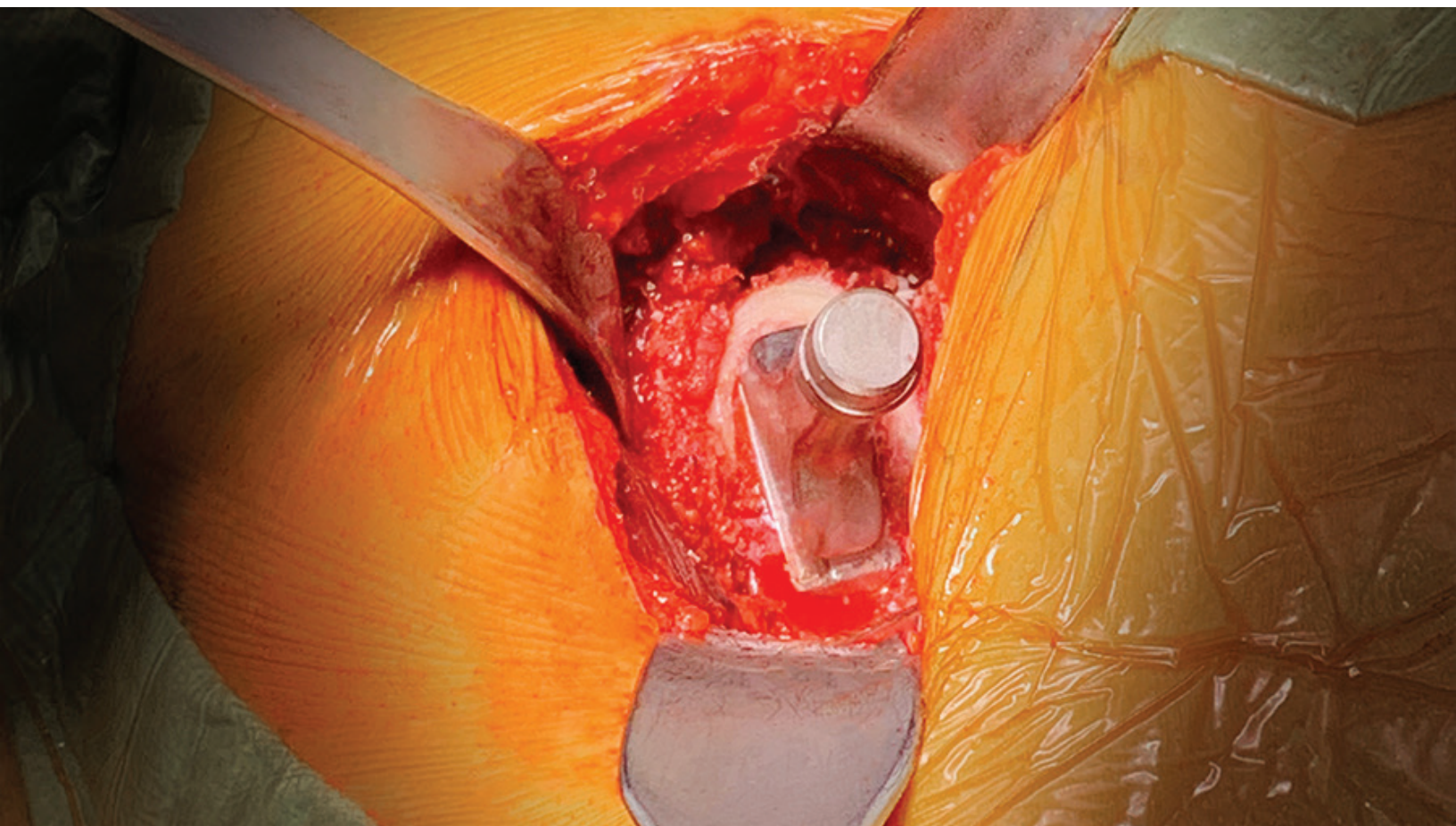
S-LOCK ARTICULATING ARM + LONG HIBBS BLADE ***

REF	PART #	ITEM DESCRIPTION
G	SL42190	S-Lock Articulating Arm
H	SL46411T	Hibbs with Teeth Long 25mm x 75mm (1" x 3")

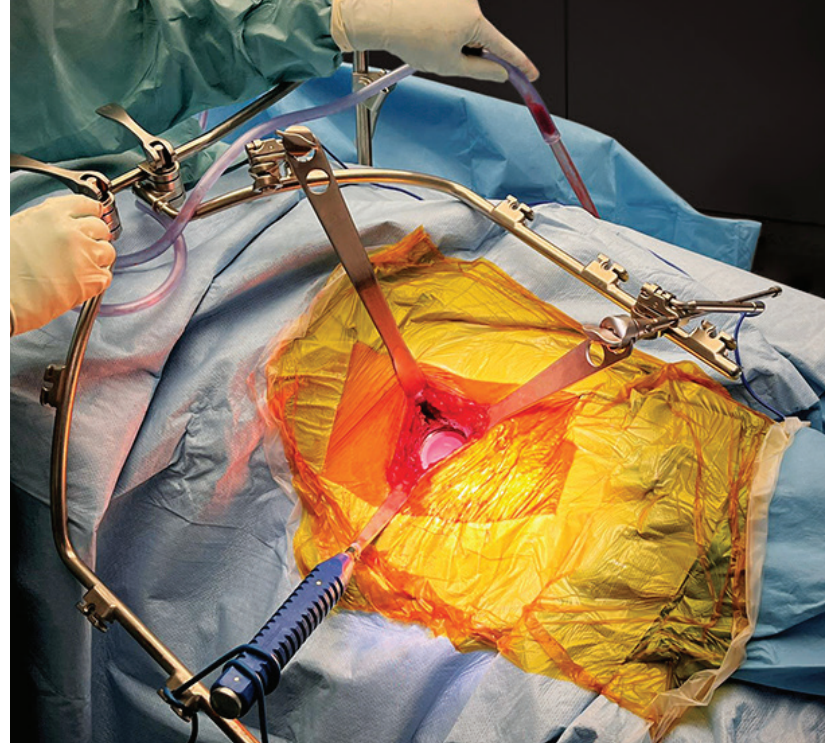
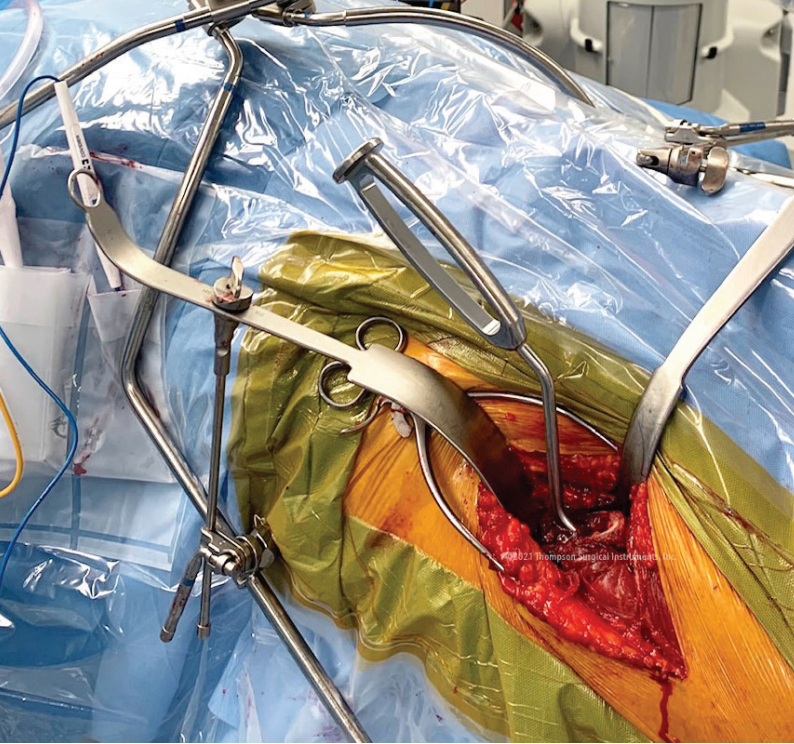
*** Elite Rail Clamp required for use.

MUELLER RETRACTOR

PART #	ITEM DESCRIPTION
45303	Mueller Retractor Handheld



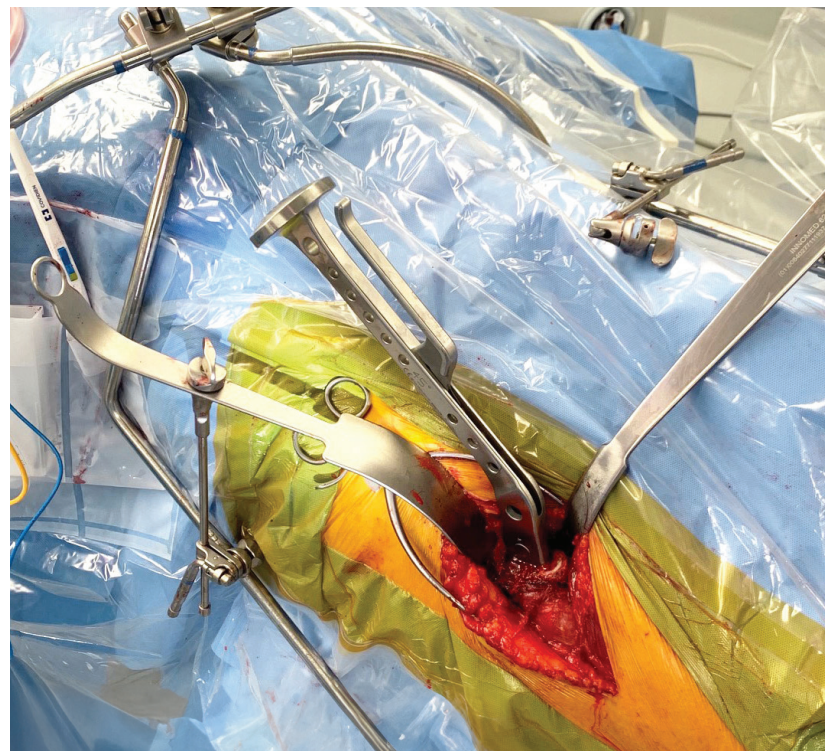
Thompson's table-mounted Total Joint Retractor System is ideal for orthopedic surgeons performing hip, knee, and shoulder procedures.



COMPONENTS:


Frame Components + Accessories

Crossbars	12
Upright Arm	12
Curved Arms	13
Clip-On Cleats.....	13
Tethers.....	14
Retractor Handles	14-15






Crossbars




Crossbar attaches to the rail clamp and holds the curved arms in place around the incision.



CROSSBARS

REF	PART #	ITEM DESCRIPTION
A	43991	22" Crossbar with 2 Cam III Joints
B	43990	26 1/2" Crossbar with 2 Cam III Joints

Upright Arm





Optional **Upright Arm** attaches to the rail clamp to provide additional reach when needed.

UPRIGHT ARM

PART #	ITEM DESCRIPTION
43646C	20" Upright Arm with 1 Cam III Joint

Curved Arms




CURVED ARMS WITH CLEATS

REF	PART #	ITEM DESCRIPTION
C	44203	20" Curved Arm with Cleats 1
D	44204	20" Curved Arm with Cleats 2

CURVED ARMS

REF	PART #	ITEM DESCRIPTION
E	44201	20" Curved Arm 1
F	44202	20" Curved Arm 2

Clip-On Cleat




Clip-On Cleat allows for attachment of tethers onto smooth frame arms where needed, with easy on and off "pinch" joint.

CLIP-ON CLEAT

PART #	ITEM DESCRIPTION
42103	Clip-on Joint with Cleat

Tethers + Retractor Handles


Flexible **tethers** attach quickly and securely while remaining flexible to allow slight movements when needed.



TETHERS

PART #	ITEM DESCRIPTION
42105	Tethers - 5 pack (latex free)

Clip-On Blade Adapter Handles attach quickly along flat blade surface, providing a secure, rigid hold.



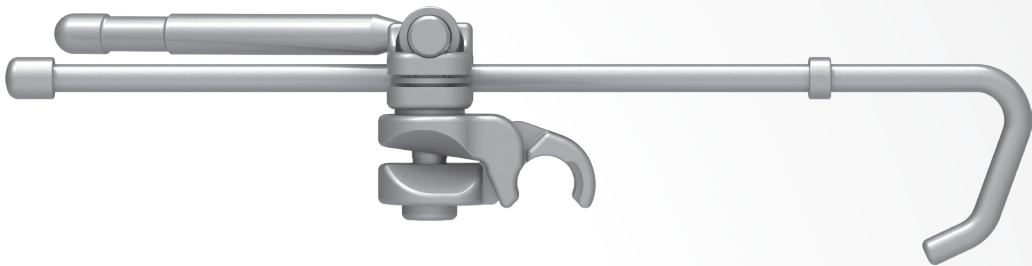
Upgraded "**pinch**" joint feature allows for easier removal from frame.



BLADE ADAPTER HANDLE

PART #	ITEM DESCRIPTION
42126BP	Cam II Clip-On Blade Adapter 8 1/2"

Orthopedic Clip-On Hook Handles are compatible with most blades containing holes. Quick, easy attachment and adjustments.



ORTHOPEDIC CLIP-ON HOOK HANDLE

PART #	ITEM DESCRIPTION
42126OHP	Orthopedic Cam II Clip-On Hook 8 ½"

Orthopedic Handles firmly attach to most orthopedic blades containing holes, with the use of a universal attachment **knob**.



ORTHOPEDIC HANDLE AND KNOB

PART #	ITEM DESCRIPTION
42126OP	Orthopedic Cam II Clip-On 8 ½" (60025 required for use)
60025	Orthopedic Retractor Handle Knob

For a Free Trial Call Today*

1.800.227.7543

Rev D
031424
mg tjcat



Uncompromised Exposure

VISIT US ONLINE: THOMPSONRETRACTOR.COM

CONTACT

Address

Thompson Surgical Instruments, Inc.
10341 E Cherry Bend Rd.
Traverse City, MI 49684
USA

Phone + Fax

Toll Free 1-800-227-7543
Phone 231-922-0177
Fax 231-922-0174

Online

Email contact@thompsonsurgical.com
Website www.thompsonretractor.com

Social



Thompson
SURGICAL INSTRUMENTS

**Made In
USA**

* Free trial valid for U.S. customers only. Customers outside the U.S.A., please call +1-231-922-0177 for availability.

© 2024 Thompson Surgical Instruments, Inc. Printed in U.S.A.

© S-Lock®, PLA®, and the "T Circle" logomark  are Registered Trademarks of Thompson Surgical Instruments, Inc.

Patents: trpat.com

Note: As we continually strive to provide the best products possible, some of the images in this document may appear slightly different from the product received.