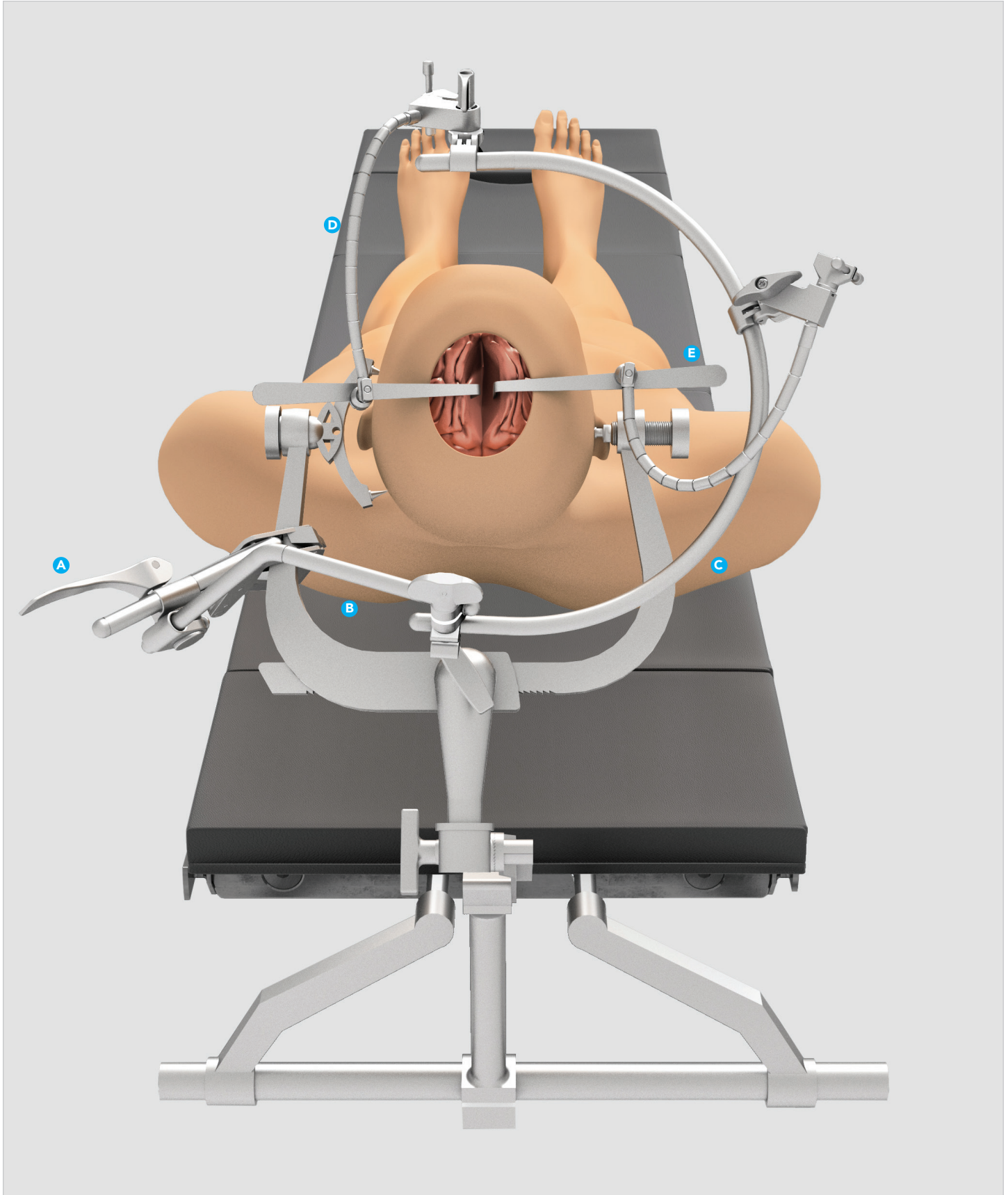










Brain System – Skull Clamp Mounted

* Only sold within the U.S.



BRAIN SYSTEM – SKULL CLAMP MOUNTED #82044 (Continued)

REF	IMAGE	PART #	ITEM DESCRIPTION	QTY	APPLICATION
Tray 1					
A		44232	Skull Clamp Mount w/ Cam Joint	1	Attaches to skull clamp to mount the system
B		44012H	Extension Arm 12" with Spring Hinge Joint	1	Inserts into Skull Clamp Mount and allows for attachment of C-Frame
C		44225	C Frame 13 1/2"	1	Inserts into Elite aRail Clamp's Joint and allows for attachment of Fix Holders and Blades
D		42140SP	Flx Holder Clip-On Screwdown	4	Holds Blades for retraction
		47110	Brain Retractor 6mmx102mm	1	Brain tissue retraction
		47111	Brain Retractor 9mmx102mm	1	
		47112	Brain Retractor 16mmx102mm	1	
		47113	Brain Retractor 19mmx102mm	1	
		47114	Brain Retractor 25mmx102mm	1	
E		47116	Malleable Tapered Blade 1/4" x 3/4"	1	Brain tissue retraction
		47117	Malleable Tapered Blade 5/32" x 5/8"	1	
		47118	Malleable Tapered Blade 1/8" x 1/2"	1	
		47119	Malleable Tapered Blade 3/32" x 3/8"	1	
		47120	Malleable Tapered Blade 1/16" x 1/4"	1	
		50000G	Instrument Case (23" x 11" x 3 1/2")	1	Holds instruments for sterilization, storage, and transportation.
		44223	Pattie Tray 4 x 6	1	Holds Instruments